

Fund Manager	Joseph Nii Okai Afful
Inception Date	1 st October, 2019
Currency	Ghana Cedi (GHs)
Fund Size	GHs 56.76 million
Unit Price	0.1186
Minimum Initial Investment	GHs100
Minimum Top up amount	GHs10
Subscription Fee	Nil
Redemption Fee	Nil
Valuation Period	Daily
Management Fee	2% p.a

Investment Objective

The Fidelity Fixed Income Trust (“The Trust”) is an open-ended Unit Trust that will invest primarily in Fixed Income Securities. The Fixed Income Trust has an objective of preserving and enhancing unit holder’s wealth to meet medium to long term financial goals while at the same time creating liquidity to meet immediate needs of the unit holders.

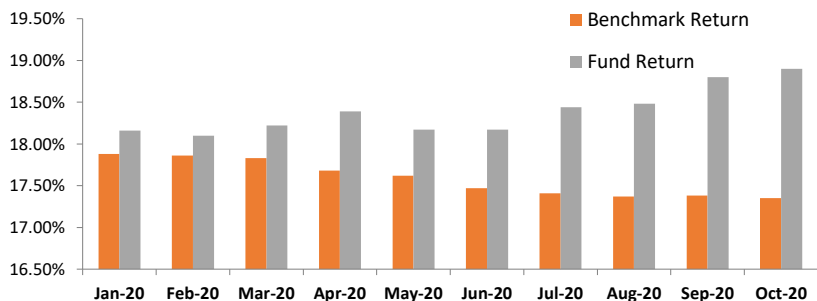
Portfolio Strategy

The Unit Trust invests in a mix of debt securities and cash, which may be varied periodically as the Manager consistently looks out for lucrative opportunities in different asset classes, based on the macroeconomic environment, the yield curve and the market cycle. This dynamic approach to asset allocation will maximize the potential in achieving the return objective of the Trust.

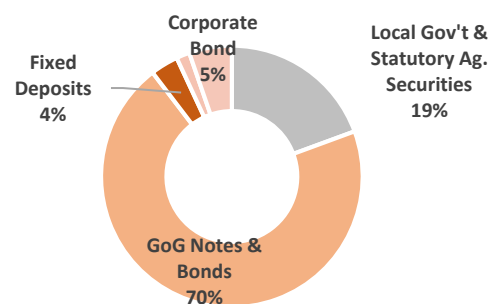
Risk Rating



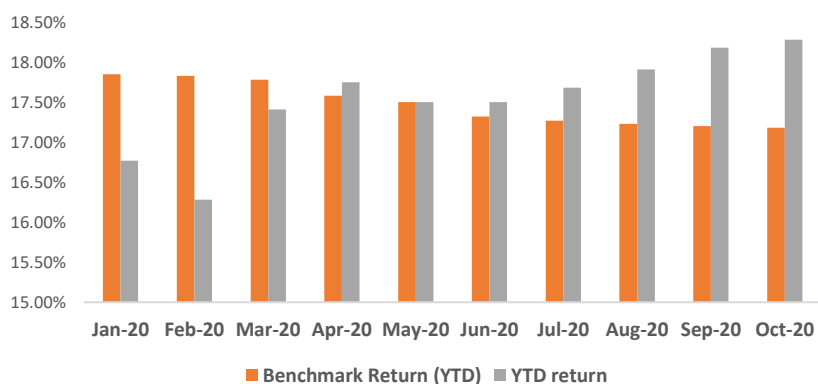
Return vs. Benchmark– Since Inception



Asset Allocation



Return vs. Benchmark– Year To Date



Performance

Since inception, the Fidelity FIT’s rate of return - annualised was **18.90%** against its benchmark of 17.35%.

The Fidelity FIT’s rate of return YTD - annualised was **18.28%** against its benchmark of 17.18%.

The Fidelity FIT will seek to stay long in Bonds with an overweight allocation in Government of Ghana securities in the coming months.

INCEPTION	2019	Jan 2020	Feb 2020	Mar 2020	Apr 2020	May 2020	June 2020	July 2020	Aug 2020	Sept 2020	Oct 20
Benchmark	17.89%	17.88%	17.86%	17.83%	17.68%	17.62%	17.47%	17.41%	17.37%	17.38%	17.35%
Fund Return	18.63%	18.16%	18.10%	18.22%	18.39%	18.17%	18.17%	18.44%	18.48%	18.80%	18.90%

YTD	Jan 2020	Feb 2020	Mar 2020	Apr 2020	May 2020	June 2020	July 2020	Aug 2020	Sept 2020	Oct 2020
Benchmark	17.85%	17.83%	17.78%	17.58%	17.50%	17.32%	17.27%	17.23%	17.20%	17.18%
Fund Return	16.77%	16.28%	17.41%	17.75%	17.50%	17.50%	17.68%	17.91%	18.18%	18.28%

The performance data shown represents past performance, which is no Guarantee of future investment results. Investment returns and principal value may fluctuate. Current performance may be lower or higher than what is shown.

Auditor: Ernst & Young

Trustee: Guarantee Trust Bank (Ghana) Ltd

Fidelity Securities Limited
 1st Floor, Ridge Tower-Ridge, Accra
 PMB 43, Cantonments, Accra
 T: +233 302 214490
 W: www.fidelitysecuritieslimited.com.gh