

| | |
|----------------------------|-------------------------------|
| Fund Manager | Joseph Nii Okai Afful |
| Inception Date | 1 st October, 2019 |
| Currency | Ghana Cedi (GHs) |
| Fund Size | GHs 37.07 million |
| Unit Price | 0.1169 |
| Minimum Initial Investment | GHs100 |
| Minimum Top up amount | GHs10 |
| Subscription Fee | Nil |
| Redemption Fee | Nil |
| Valuation Period | Daily |
| Management Fee | 2% p.a |


Investment Objective

The Fidelity Fixed Income Trust (“The Trust”) is an open-ended Unit Trust that will invest primarily in Fixed Income Securities. The Fixed Income Trust has an objective of preserving and enhancing unit holder’s wealth to meet medium to long term financial goals while at the same time creating liquidity to meet immediate needs of the unit holders.

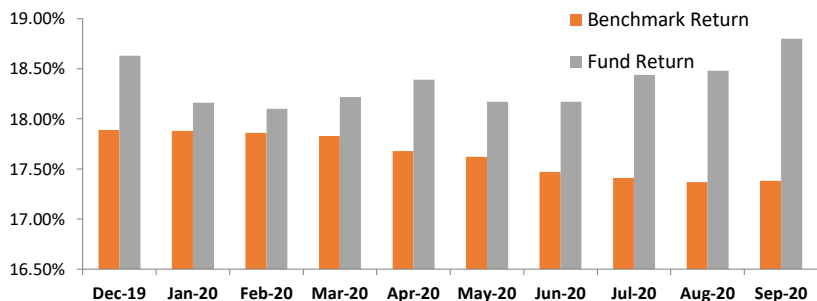
Portfolio Strategy

The Unit Trust invests in a mix of debt securities and cash, which may be varied periodically as the Manager consistently looks out for lucrative opportunities in different asset classes, based on the macroeconomic environment, the yield curve and the market cycle. This dynamic approach to asset allocation will maximize the potential in achieving the return objective of the Trust.

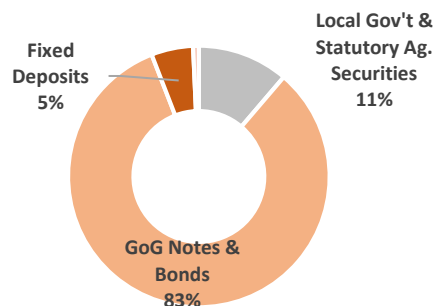
Risk Rating



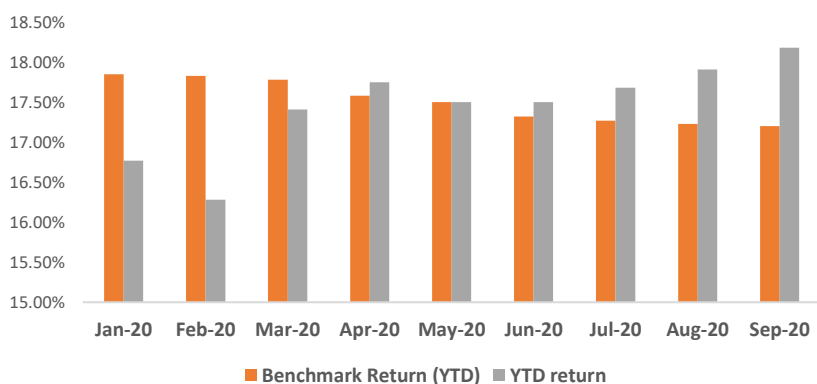
Return vs. Benchmark– Since Inception



Asset Allocation



Return vs. Benchmark– Year To Date



Performance

Since inception, the Fidelity FIT’s rate of return - annualised was **18.80%** against its benchmark of 17.38%.

The Fidelity FIT’s rate of return YTD - annualised was **18.18%** against its benchmark of 17.20%.

The Fidelity FIT will seek to stay long in Bonds with an overweight allocation in Government of Ghana securities in the coming months.

| INCEPTION | 2019 | Jan 2020 | Feb 2020 | Mar 2020 | Apr 2020 | May 2020 | June 2020 | July 2020 | Aug 2020 | Sept 2020 |
|--------------------|--------|----------|----------|----------|----------|----------|-----------|-----------|----------|-----------|
| Benchmark | 17.89% | 17.88% | 17.86% | 17.83% | 17.68% | 17.62% | 17.47% | 17.41% | 17.37% | 17.38% |
| Fund Return | 18.63% | 18.16% | 18.10% | 18.22% | 18.39% | 18.17% | 18.17% | 18.44% | 18.48% | 18.80% |

| YTD | Jan 2020 | Feb 2020 | Mar 2020 | Apr 2020 | May 2020 | June 2020 | July 2020 | Aug 2020 | Sept 2020 |
|--------------------|----------|----------|----------|----------|----------|-----------|-----------|----------|-----------|
| Benchmark | 17.85% | 17.83% | 17.78% | 17.58% | 17.50% | 17.32% | 17.27% | 17.23% | 17.20% |
| Fund Return | 16.77% | 16.28% | 17.41% | 17.75% | 17.50% | 17.50% | 17.68% | 17.91% | 18.18% |

The performance data shown represents past performance, which is no Guarantee of future investment results. Investment returns and principal value may fluctuate. Current performance may be lower or higher than what is shown.

Auditor: Ernst & Young

Trustee: Guarantee Trust Bank (Ghana) Ltd

Fidelity Securities Limited
1st Floor, Ridge Tower-Ridge, Accra
PMB 43, Cantonments, Accra
T: +233 302 214490
W: www.fidelitysecuritieslimited.com.gh